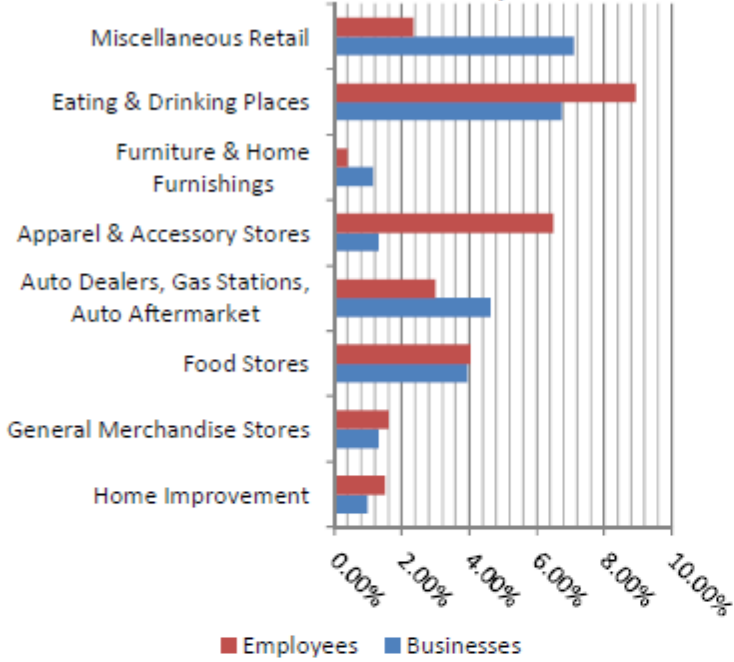




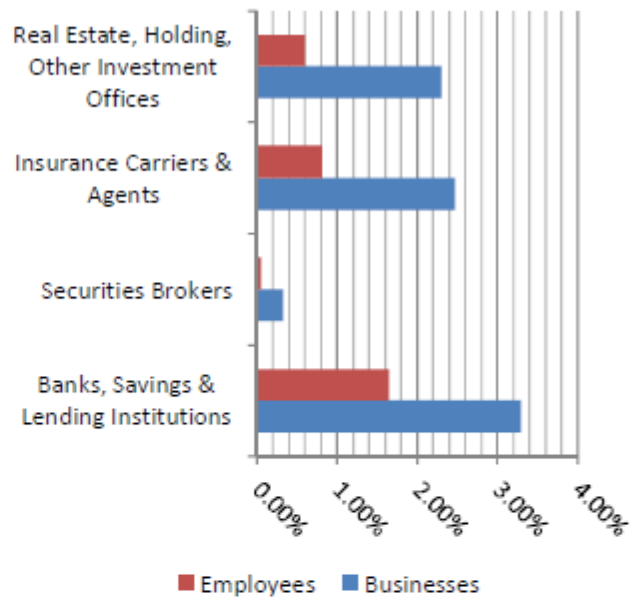
Business Summary by SIC Codes Canton, MS

Total Businesses	607			
Total Employees	6,502			
Total Residential Population	13,345			
Employee/Residential Population Ratio	0.49			
SIC Codes	Businesses		Employees	
	Number	Percent	Number	Percent
Agriculture & Mining	13	2.14%	52	0.80%
Construction	19	3.13%	325	5.00%
Manufacturing	14	2.31%	291	4.48%
Transportation	11	1.81%	237	3.65%
Communication	2	0.33%	13	0.20%
Utility	3	0.49%	86	1.32%
Wholesale Trade	27	4.45%	273	4.20%
Retail Trade Summary	165	27.18%	1,841	28.31%
Home Improvement	6	0.99%	98	1.51%
General Merchandise Stores	8	1.32%	105	1.61%
Food Stores	24	3.95%	262	4.03%
Auto Dealers, Gas Stations, Auto Aftermarket	28	4.61%	195	3.00%
Apparel & Accessory Stores	8	1.32%	423	6.51%
Furniture & Home Furnishings	7	1.15%	25	0.38%
Eating & Drinking Places	41	6.75%	581	8.94%
Miscellaneous Retail	43	7.08%	152	2.34%
Finance, Insurance, Real Estate Summary	51	8.40%	202	3.11%
Banks, Savings & Lending Institutions	20	3.29%	107	1.65%
Securities Brokers	2	0.33%	3	0.05%
Insurance Carriers & Agents	15	2.47%	53	0.82%
Real Estate, Holding, Other Investment Offices	14	2.31%	39	0.60%
Services Summary	246	40.53%	2,340	35.99%
Hotels & Lodging	10	1.65%	102	1.57%
Automotive Services	20	3.29%	50	0.77%
Motion Pictures & Amusements	6	0.99%	34	0.52%
Health Services	43	7.08%	977	15.03%
Legal Services	10	1.65%	43	0.66%
Education Institutions & Libraries	12	1.98%	343	5.28%
Other Services	145	23.89%	791	12.17%
Government	50	8.24%	826	12.70%
Other	6	0.99%	16	0.25%
Total	607		6,502	

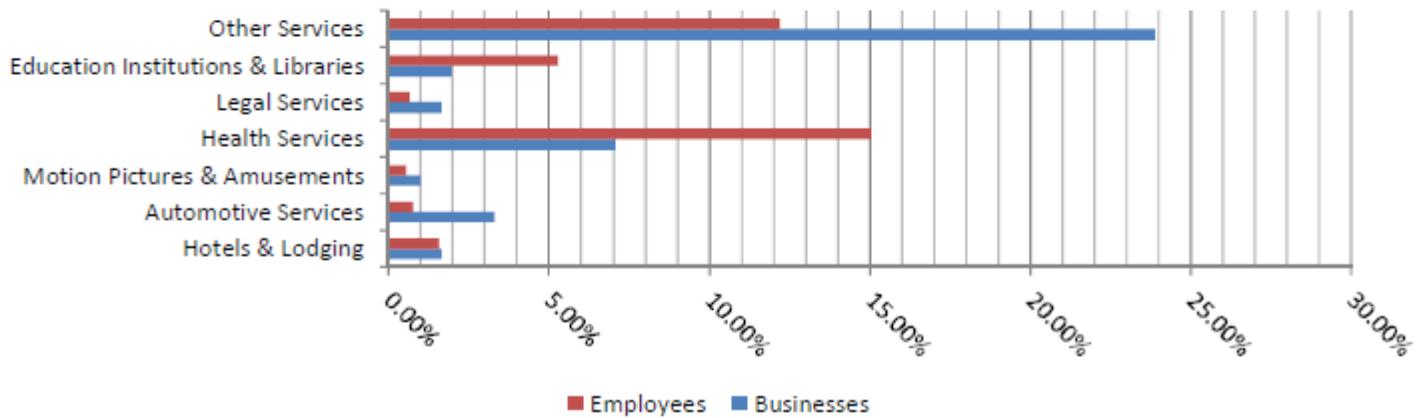
Retail Trade Summary



Finance, Insurance, Real Estate Summary



Services Summary



Source: Business data provided by Infogroup, Omaha NE Copyright 2010, all rights reserved. Esri forecasts for 2010.